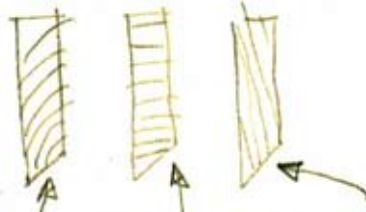


VIRONSTÄCK



"PICKING WOOD" 5.30.13

SHOULDER
CAREFUL WITH GRAIN



NOT GREAT NOT SO GOOD
GOOD

NEAR CENTER OF TREE WILL
SPLIT WHEN SCREW

CARE TO BE IN CENTER

USE TEMPLATE
TO DRILL "ARM" S



NOT GOOD



GOOD



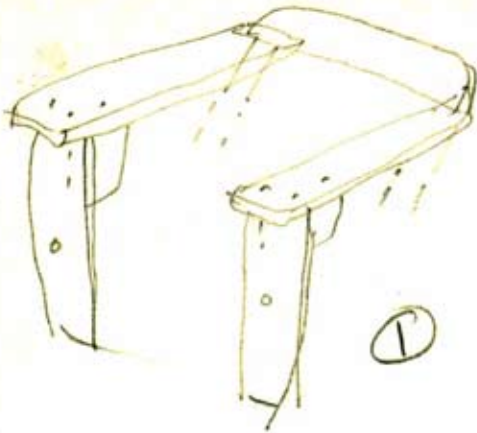
CENTER LINE

USE TEMPLATE TO DRILL
"ARM" HOLES FOR "SHOULDER"

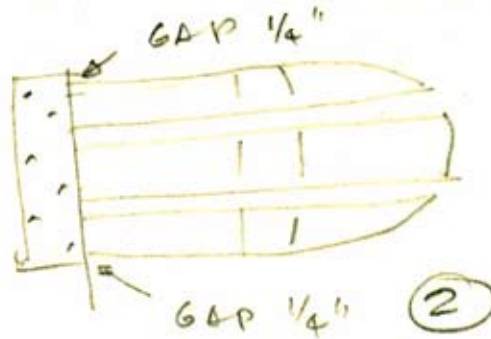
PICKING LOCATION ON
BOARD - BE CAREFUL OF
KNOTS NEAR EDGES (AVOID)

5.30.13

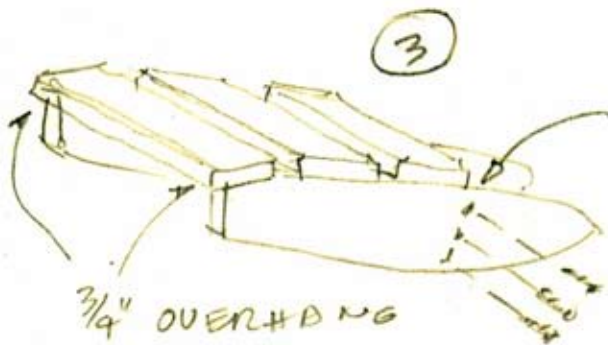
"ASSEMBLY"




①



②



MAKE SURE 3 SCREWS
GO INTO CENTER
OF "HEEL"




BE SURE SLATES ARE
CUT SQUARE ON MITER
OR RADIAL SAW -
CHECK SAW BEFORE USING.

SCORING LINES ON WOOD
EXCECIENT FOR ASSEMBLY!
ESPECIALLY WHEN PAINTED,

PINE FINISHES 5.30.13

BE SURE TO SAND PINE WITH FINE PAPER IN BELT SANDER.

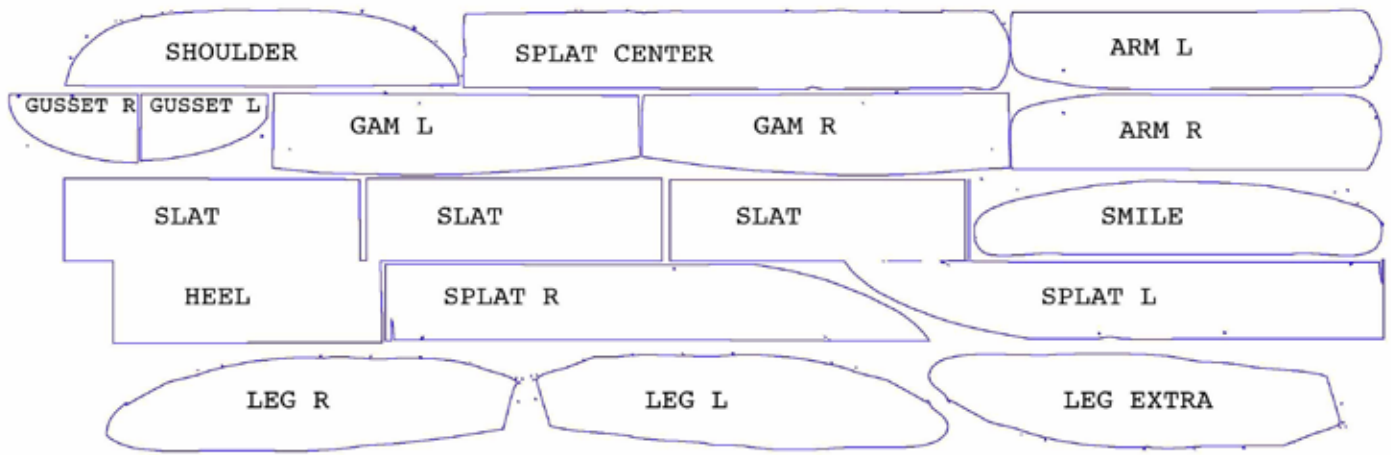
SHOULD USE PALM SANDER ON ALL PARTS, ESPECIALLY CURVES,



FIND PRIMER TO RAISE GRAIN, THEN SAND LIGHTLY WHEN DRY, SEPARATE PIECES, "1-2-3 WHITE" DOESN'T SAND WELL, ASSEMBLE, THEN PUT FINAL COLOR ON, IT USUALLY TAKES 3 COATS

FILL HOLES WITH DURHAM'S PUTTY BEFORE PRIMER COAT,











INTRODUCING THE ·ADIRONSTACK· CHAIR

*THESE ADIRONSTACK CHAIRS ARE HANDCRAFTED FROM WESTERN RED CEDAR.

*CEDAR IS AN AMAZING WOOD THAT AGES BEAUTIFULLY AND HAS A NATURAL LONG LASTING DURABILITY.

*DESIGNED WITH LEVEL WIDE ARMS THAT ACT AS A TABLE FOR YOUR LOUNGING NEEDS.

*ROUTED EDGES FOR A NICE CUSTOM FINISHED LOOK.

*ALL HARDWARE IS STAINLESS STEEL FOR A LONG LIFE EXPECTANCY.

*THESE CHAIRS ARE STACKABLE FOR EASY STORAGE.

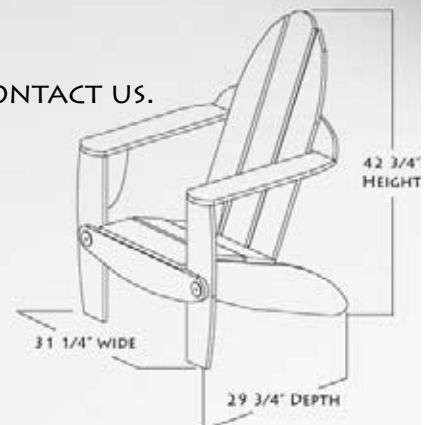
PRODUCTION TIME: 1 WEEK/4-8 CHAIRS. FOR LARGER ORDERS PLEASE CONTACT US.

WHOLESALE PRICE: \$150.00

PAINTED PRICE: \$25.00/ MORE PER CHAIR

SUGGESTED RETAIL PRICE: \$300.00 / PAINTED: \$350.00

FREIGHT COST: TBD



PLEASE NOTE: ALL CHAIRS ARE HANDMADE. SLIGHT VARIATIONS MAY OCCUR.

ADIRONSTACK™





BRANCHINGOUTDESIGNS.COM

BRANCH
INGOUT
DESIGNS
.COM

BRANCHING
OUTDESIGNS.COM